

KIILAX

KIILAX-CONSTRUCTION PRODUCTS



CONSTRUCTION PRODUCT FACTORY

Kiilax's innovations are solutions that speed up and facilitate work for both professional and private builders.

Kiilax Oy

Levytie 1

www.kiilax.fi

80100 Joensuu

info@kiilax.fi

Finland

+358 10 4194 816



INSPECTION HATCHES / ACCESS PANELS



PML / INSPECTION HATCH WITH MAGNETIC FIXINGS

The popular PML series magnetic inspection hatch is an extremely unobtrusive and clean choice for openings through structures. Installation is even possible without tools, and in the best case, installation takes only seconds. The unhinged magnetic hatch is also perfect for tight spaces, thanks to its loose cover. The hatch can be completely removed - it only needs ~4 mm of free space on the facade side. The dimensioning of the installation opening is not so precise - it can be round, oval or non-diagonal. It is enough that the lid of the hatch is about 50 mm larger than the opening, so that the fasteners installed on the edges remain behind the lid.

PML-hatches come with hanging equipment and standard fasteners for 13-16 mm thick material. Standard fasteners are usable with plasterboard, panel and furniture board. Thanks to the hanger equipment, you also don't have to get down from a chair or ladder to bring the cover down, but you can leave it hanging while working.

There are several mounting options and fixings, depending on the structure around the installation opening:

- Standard fixing for 13-16 mm structure (plasterboard, panel, furniture board)
- U24 fixing for 24 mm structure (double-layered plasterboard)
- Spring fixing for 8-24 mm structure (structure thickness varies on the sides of the opening)
- L-fixing for thick construction (screwed into concrete or stud from the inside of the opening)



Hatch names and dimensions of the installation opening in order: width * height

Title	EAN	Outer dimension (mm)	Installation hole (mm)	Fixings (pcs)	Weight ~ (kg)
PML1515	6430015481558	150*150	100*100	4	0,2
PML2020	6430015481565	200*200	150*150	4	0,3
PML2525	6430015481572	250*250	200*200	4	0,5
PML2535*	6430015481893	250*350	200*300	4	0,7
PML2550*	6430015481909	250*500	200*450	4	1,0
PML3030	6430015481589	300*300	250*250	4	0,7
PML3535	6430015481596	350*350	300*300	6	1,0
PML3545*	6430015481916	350*450	300*400	8	1,3
PML3555*	6430015482876	350*550	300*500	8	1,4
PML3565*	6430015481923	350*650	300*600	10	2,2
PML4040	6430015481602	400*400	350*350	8	1,3
PML4545	6430015481619	450*450	400*400	8	1,8
PML4565*	6430015481930	450*650	400*600	12	2,5
PML5050	6430015481626	500*500	450*450	10	2,2
PML5555	6430015481633	550*550	500*500	12	2,5
PML6060	6430015481657	600*600	550*550	16	3,6
PML6565	6430015481664	650*650	600*600	16	4,2
PML7070*	6430015481671	700*700	650*650	20	4,9

* Check availability



PTL / INSPECTION HATCH WITH PATENTED RAPID FIXINGS, HINGED

Kiilax's PTL inspection hatch with quick fasteners is designed for professional use. The hatch is suitable for installation in wall and ceiling structures. Thanks to our patented fastening mechanism, the installation of the hatches is really fast and effortless. Quick fastening mechanism for single and double-layered plasterboard, also ready for screw or nail fastening to rigid or even stone structures. Quick mounting mechanism work with structure thickness between 1-26 mm. The installation does not require studs or frames around the opening, and it is possible to do the installation completely without tools. The cover is locked using the nodules in the frame when the cover is pressed shut. Opening is done, for example, with a chisel-head screwdriver, through the openings on the edge of the cover.

- Material hot-dip galvanized steel
- Powder-coated RAL9010, structure matt white
- Special sizes available
- Special colors available
- "The Key Flag symbol" (Made in Finland)
- Thickness only 42 mm from the installation surface inwards



The dimension of the installation opening = the nominal dimension of the hatch
Outer dimension of the frame remaining on the facade = nominal dimension of the hatch +25 mm

It is also possible to equip the hatches of the PTL standard model with different lock options.

Names of hatches and installation opening dimensions in order: width * height (hinge on the last side)

Title	EAN	Installation hole (mm)	Weight ~ (kg)
PTL1515	6430015480230	150*150	0,4
PTL2020	6430015480247	200*200	0,6
PTL2525	6430015481527	250*250	0,7
PTL3030	6430015480254	300*300	1,1
PTL4040	6430015480261	400*400	1,8
PTL5050	6430015480285	500*500	2,5
PTL6060	6430015480292	600*600	3,6



PTL / SPECIAL SIZE INSPECTION HATCH WITH PATENTED RAPID FIXINGS, HINGED

If you cannot find a product suitable for the installation location among the standard-sized products, we can tailor the product to a solution that is just right for the problem situation. All Kiilax inspection hatches can be customized according to the customer's needs. In principle, all the dimensions of the products can be modified, in which case the products can be customized as required by the space, structure and other requirements of the installation site, taking into account the production technical possibilities.

- Material hot-dip galvanized steel
- Powder-coated RAL9010, structure matt white
- Special sizes available
- Special colors available
- "The Key Flag symbol" (Made in Finland)
- Thickness only 42 mm from the installation surface inwards

The dimension of the installation opening = the nominal dimension of the hatch

Outer dimension of the frame remaining on the facade = nominal dimension of the hatch +25 mm

Names of hatches and installation opening dimensions in order: width * height (hinge on the last side)

Title	EAN	Installation hole (mm)	Weight ~ (kg)
PTL2030*	6430015480414	200*300	0,7
PTL2040*	6430015481688	200*400	1,0
PTL2050*	6430015481695	200*500	1,2
PTL2550*	6430015480278	250*500	1,3
PTL3040*	6430015480438	300*400	1,5
PTL3050*	6430015480797	300*500	1,7
PTL3060*	6430015481244	300*600	2,0
PTL3070*		300*700	2,3
PTL3080S*	6430015482227	300*800	2,7
PTL30120S*	6430015482869	300*1200	4,0
PTL3550*		350*500	1,9
PTL4060*	6430015480445	400*600	2,5
PTL4080S*	6430015481466	400*800	2,9
PTL4535*	6430015482234	450*350	1,7
PTL5070S*		500*700	4,0
PTL6070S*		600*700	4,5
PTL6080S*	6430015481510	600*800	4,8
PTL60100S*	6430015481701	600*1000	5,5
PTL60120S*	6430015481718	600*1200	6,6
PTL7080S*	6430015481725	700*800	5,7
PTL80120S*		800*1200	9,8

-S = equippep with 7 mm triangle lock

* Check availability



PTL-S / INSPECTION HATCH WITH PATENTED RAPID FIXINGS, HINGED, WITH LOCK

There is also a lockable version of the traditional PTL series inspection hatch. Thanks to our patented fastening mechanism, the installation of the hatches is really fast and effortless. Quick fastening mechanism for single and double plating, also ready for screw or nail fastening to rigid or even stone structures. The quick fastening mechanism works for structural thicknesses of 1-26 mm. The installation does not require bars or frames around the opening, and it is possible to do the installation completely without tools.

- Material hot-dip galvanized steel
- Powder-coated RAL9010, structure matt white
- 7 mm triangle lock
- Special sizes available
- Special colors available
- "The Key Flag symbol" (Made in Finland)
- Thickness only 42 mm from the installation surface inwards



The dimension of the installation opening = the nominal dimension of the hatch
Outer dimension of the frame remaining on the facade = nominal dimension of the hatch +25 mm

Other lock options are also available, e.g.

- readiness for lock (lock hole for installation afterwards)
- 10 mm triangle lock
- Abloy CL100, serializable furniture lock

Names of hatches and installation opening dimensions in order: width * height (hinge on the last side)

Title	EAN	Installation hole (mm)	Weight ~ (kg)
PTL1515S	6430015482951	150*150	0,5
PTL2020S	6430015482265	200*200	0,7
PTL3030S	6430015482272	300*300	1,2
PTL4040S	6430015482289	400*400	1,9
PTL5050S	6430015482296	500*500	2,6
PTL6060S	6430015482302	600*600	3,7
PTL7070S*		700*700	5,1
PTL8080S*	6430015481732	800*800	6,4

-S = equippep with 7 mm triangle lock

* Check availability

SUPPLIES

Title	Product
7KOL	Triangle key 7 mm for locked inspection hatches
10KOL	Triangle key 10 mm for locked inspection hatches
10MMKL	Triangle lock 10 mm
LUKKOVAL	Readiness for lock (lock hole for installation afterwards)



PTL-MS / INSPECTION HATCH WITH PATENTED RAPID FIXINGS, HINGED, PUSH-UP

There is also a popular push-up version of the hinged PTL series hatch. The hatch opens and closes by pressing the lid, at the push-up locks in the frame. The magnets in the locks keeps the hatch cover closed. The hatch is suitable for installation in wall and ceiling structures. Thanks to our patented fastening mechanism, the installation of the hatches is really fast and effortless. Quick fastening mechanism for single and double plating, also ready for screw or nail fastening to rigid or even stone structures. The quick fastening mechanism works for structural thicknesses of 1-26 mm. The installation does not require studs or frames around the opening, and it is possible to do the installation completely without tools.

- Material hot-dip galvanized steel
- Powder-coated RAL9010, structure matt white
- Push-up mechanism
- Special sizes available
- Special colors available
- "The Key Flag symbol" (Made in Finland)
- Thickness only 42 mm from the installation surface inwards

The dimension of the installation opening = the nominal dimension of the hatch
 Outer dimension of the frame remaining on the facade = nominal dimension of the hatch +25 mm

Names of hatches and installation opening dimensions in order: width * height (hinge on the last side)

Title	EAN	Installation hole (mm)	Weight ~ (kg)
PTL2020MS	6430015482319	200*200	0,7
PTL3030MS	6430015482326	300*300	1,2
PTL4040MS	6430015482333	400*400	1,9
PTL5050MS	6430015482340	500*500	2,6
PTL6060MS	6430015482968	600*600	3,7



EI30PTL / FIRE-RATED INSPECTION HATCH EI30, WITH PATENTED RAPID FIXINGS, HINGED

Type-approved EI30 inspection hatches for horizontal and vertical construction owns durable and finished quality. Thanks to our patented fastening mechanism, the installation of the hatches is really fast and effortless. The installation does not require any studs or frames, and it is possible to install completely without tools. The patented quick fastening mechanism of the EI30PTL-series is designed for double-layered plasterboard (2*12,5 mm), in addition, the frame has holes for screw and nail fastening.

- Material hot-dip galvanized steel
- Powder-coated RAL9010, structure matt white
- 7 mm triangle lock
- Special sizes available
- Special colors available
- "The Key Flag symbol" (Made in Finland)
- Thickness only 42 mm from the installation surface inwards
- Type approval certificate for vertical and horizontal construction
- Sound insulation (dB) tested



The dimension of the installation opening = the nominal dimension of the hatch
 Outside dimension of the lid = nominal dimension of the hatch +35 mm

Sound insulation of EI30PTL-hatches are tested and classified Dn,e,w according to ISO 717-1:1996

EI30PTL2020 / 200*200 -> 45 Dn,e,w[dB]

EI30PTL6060 / 600*600 -> 38 Dn,e,w[dB]

Names of hatches and installation opening dimensions in order: width * height (hinge on the last side)

Title	EAN	Installation hole (mm)	Weight (kg)
EI30PTL1515	6430015480698	150*150	1,0
EI30PTL2020	6430015480704	200*200	1,3
EI30PTL2030*	6430015480711	200*300	1,8
EI30PTL2040*	6430015481473	200*400	2,4
EI30PTL2060*	6430015481480	200*600	3,6
EI30PTL2525	6430015482173	250*250	1,5
EI30PTL3020*	6430015481251	300*200	1,8
EI30PTL3030	6430015480728	300*300	2,8
EI30PTL3040*	6430015480735	300*400	3,6
EI30PTL3050*	6430015481367	300*500	4,6
EI30PTL3060*	6430015481268	300*600	5,5
EI30PTL4030*	6430015481275	400*300	3,6
EI30PTL4040	6430015480742	400*400	4,8
EI30PTL4060*	6430015480827	400*600	7,2
EI30PTL5050	6430015480759	500*500	7,5
EI30PTL5060*	6430015480810	500*600	9,0
EI30PTL6040*	6430015481282	600*400	7,2
EI30PTL6050*	6430015481299	600*500	9,0
EI30PTL6060	6430015480766	600*600	10,9

* Check availability

EI30ESL / FIRE-RATED INSPECTION HATCH EI30, WITH MAGNETIC COVER, UNHINGED

The hatches of the EI30ESL series are especially suitable for places where the hinged hatch is not suitable for opening, there is little space inside the structure or the hatch's opening is not visible after installation.

The hatch is installed in the structure with suitable fasteners and the cover is attached to the frame with magnets. The uncontrollable opening of the cover is ensured by means of a wire attached to the frame, the other end of which is locked to the hanger equipment at the back of the cover. Opening the hatch requires undoing the fasteners, so a plasterboard anchor, concrete screw or concrete anchor is recommended for installation. (ESSVE SAM4 and concrete screw 5*40 mm used in type testing)

- Material hot-dip galvanized steel
- Powder-coated RAL9010, structure matt white
- Special sizes available
- Special colors available
- "The Key Flag symbol" (Made in Finland)
- Thickness only 40 mm from the installation surface inwards
- Type approval certificate for vertical lightweight and concrete structure
- Sound insulation (dB) tested



The dimension of the installation opening = the nominal dimension of the door
Outside dimension of the cover = nominal dimension of the hatch +50 mm

Air sound insulation of EI30ESL fire shutters tested according to SFS-EN ISO 10140-2
EI30ESL3030 / 300*300 - ≥ 42 dB Dn,e,w[dB]

Type-approved dimensions for installation openings 150x150...550x550 mm

Hatch names and dimensions of the installation opening in order: width * height

Title	EAN	Installation hole (mm)	Weight ~ (kg)
EI30ESL1515	6430015482586	150*150	1,0
EI30ESL2020	6430015482593	200*200	1,5
EI30ESL2030*	6430015482609	200*300	2,2
EI30ESL2050*	6430015482623	200*500	3,2
EI30ESL2525	6430015482647	250*250	2,2
EI30ESL3030	6430015482654	300*300	3,5
EI30ESL3050*	6430015482678	300*500	5,8
EI30ESL3535*	6430015482692	350*350	4,5
EI30ESL4040	6430015482708	400*400	5,2
EI30ESL4060**	6430015482715	400*600	7,0
EI30ESL5050	6430015482739	500*500	8,5
EI30ESL5555*	6430015482753	550*550	9,5
EI30ESL6060**	6430015482760	600*600	11,0
EI30ESL6080**		600*800	15,0
EI30ESL6565**		650*650	13,5

* Check availability

** Check availability. Size bigger than the biggest tested dimension. Requires a site-specific approval from construction control.

EI30VIE / FIRE-RATED INSPECTION HATCH EI30, WITH MAGNETIC COVER, ROUND OPENING

According to the type approval regulation, round EI30 fire-classified inspection hatches for round installation openings, for example as inspection hatches for concrete house technology elements.

- Material hot-dip galvanized steel
- Powder-coated RAL9010, structure matt white
- Special colors available
- "The Key Flag symbol" (Made in Finland)
- Thickness only 40 mm from the installation surface inwards
- Type approval certificate for a stone vertical structure

The round inspection hatch of the technology element is attached to the stone vertical structure with the M5*40 concrete screw anchors included in the package, or with similar steel screws.

The magnetically attached cover covers the screw sockets and the entire lid behind, leaving a clean and unnoticeable whole.

Outer dimensions of the cover 200*200 mm.

Title	EAN	Diam. of the installation hole (mm)	Weight ~ (kg)
VIE100	6430015480773	100	0,6
VIE120	6430015481213	120	0,7
VIE150	6430015480667	150	0,9
VIE160	6430015480674	160	1,0



EI60PTL / FIRE-RATED INSPECTION HATCH EI60, WITH PATENTED RAPID FIXINGS, HINGED

EI60 fire-rated hatches for vertical construction are of durable and finished quality. Thanks to our patented fastening mechanism, the installation of the hatches is really fast and effortless. The installation in the board structure does not require any studs or frames, and it is possible to do the installation completely without tools.

- Material hot-dip galvanized steel
- Powder-coated RAL9010, structure matt white
- 7 mm triangle lock
- Special sizes available
- Special colors available
- "The Key Flag symbol" (Made in Finland)
- Thickness only 42 mm from the installation surface inwards
- Type approval certificate for plasterboard and stone vertical construction
- Sound insulation (dB) tested



Sound insulation of EI60PTL hatches tested according to SFS-EN ISO 10140-2
EI60PTL3030 / 300*300 - ≥ 43 dB Dn,e,w[dB]

Names of hatches and installation opening dimensions in order: width * height (hinge on the last side)

Title	EAN	Installation hole (mm)	Weight ~ (kg)
EI60PTL1515***	6430015480841	150*150	1,0
EI60PTL2020	6430015480858	200*200	1,5
EI60PTL2030*	6430015480865	200*300	2,2
EI60PTL2040*	6430015481756	200*400	2,9
EI60PTL2060*	6430015481763	200*600	3,5
EI60PTL2525	6430015482180	250*250	1,8
EI60PTL3020*	6430015481305	300*200	2,2
EI60PTL3030	6430015480872	300*300	3,5
EI60PTL3040*	6430015480889	300*400	4,5
EI60PTL3050*	6430015481350	300*500	5,8
EI60PTL3060*	6430015481312	300*600	6,7
EI60PTL4030*	6430015481329	400*300	4,5
EI60PTL4040	6430015480896	400*400	6,0
EI60PTL4060*	6430015480902	400*600	8,5
EI60PTL4080**		400*800	14,0
EI60PTL5050	6430015480926	500*500	9,5
EI60PTL5060*	6430015480919	500*600	11,0
EI60PTL6040*	6430015481336	600*400	8,5
EI60PTL6050*	6430015481343	600*500	11,0
EI60PTL6060	6430015480933	600*600	13,5
EI60PTL6070**		600*700	15,0
EI60PTL6080**		600*800	17,5
EI60PTL8080**		800*800	19,4
EI60PTL100100**		1000*1000	30,0

* Check availability

** Check availability. Size bigger than the biggest tested dimension. Requires a site-specific approval from construction control.

*** Classification **E60!** Check the requirements of installation site.

PTL-dB / SOUND INSULATED (dB) INSPECTION HATCH, HINGED, WITH LOCK

Suitable for wall and ceiling structures, sound insulated dB-inspection hatches own durable and finished quality. Thanks to our patented fastening mechanism, the installation of the hatches is really fast and effortless. The installation does not require any studs or frames, and it is possible to do the installation completely without tools. 40 mm thick, sound insulating wool is used in the hatch, and a steam sealing strip has been added between the lid and the frame.

- Material hot-dip galvanized steel
- Powder-coated RAL9010, structure matt white
- 7 mm triangle lock
- Special sizes available
- Special colors available
- "The Key Flag symbol" (Made in Finland)
- Thickness only 42 mm from the installation surface inwards
- Sound insulation (dB) tested



Sound insulation of PTL-dB hatches tested and classified $D_{n,e,w}$ according to ISO 717-1:1996

PTL2020dB / 200*200 -> 47 $D_{n,e,w}$ [dB]

PTL6060dB / 600*600 -> 43 $D_{n,e,w}$ [dB]

Names of hatches and installation opening dimensions in order: width * height (hinge on the last side)

Title	EAN	Installation hole (mm)	Weight ~ (kg)
PTL1515dB	6430015481060	150*150	1,0
PTL2020dB	6430015481077	200*200	1,5
PTL2030dB*	6430015481084	200*300	2,2
PTL2040dB*	6430015481770	200*400	3,0
PTL2060dB*	6430015481787	200*600	3,2
PTL2525dB		250*250	2,2
PTL3020dB*	6430015481794	300*200	2,2
PTL3030dB	6430015481091	300*300	2,5
PTL3040dB*	6430015481107	300*400	3,0
PTL3050dB*	6430015481800	300*500	3,5
PTL3060dB*	6430015481817	300*600	4,2
PTL4030dB*	6430015481824	400*300	3,0
PTL4040dB	6430015481114	400*400	4,0
PTL4060dB*	6430015481121	400*600	6,0
PTL4080dB*		400*800	7,1
PTL5050dB	6430015481138	500*500	6,0
PTL5060dB*	6430015481145	500*600	7,1
PTL6040dB*	6430015481831	600*400	6,0
PTL6050dB*	6430015481848	600*500	7,1
PTL6060dB	6430015481152	600*600	8,0
PTL6070dB*		600*700	9,3
PTL6080dB*	6430015481855	600*800	10,5
PTL8080dB*	6430015481862	800*800	14,1
PTL100100dB*		1000*1000	19,0


* Check availability



PML-dB / SOUND INSULATED (dB) INSPECTION HATCH WITH MAGNETIC FIXINGS, UNGINHD

There is also a sound insulated version of the popular PML series magnetic inspection hatch. 40 mm thick sound insulation is installed centrally on the rear side of the hatch cover, leaving room for magnetic fasteners on the edges of the cover. The hatch is completely removable - it only needs ~40 mm of free space on the facade side, so the product is also suitable for tight spaces. The soundproofing can also be easily modified depending on the installation location, for example round, if necessary.

- Material hot-dip galvanized steel
- Powder-coated RAL9010, structure matt white
- Special sizes available
- Special colors available
- "The Key Flag symbol" (Made in Finland)
- Thickness only 40 mm from the installation surface inwards
- Sound insulation (dB) tested



All PML-dB hatches come with hanging equipment and standard fasteners for 13-16 mm structure. Thanks to the hanger equipment, you also don't have to get down from a chair or ladder to bring the cover down, but you can leave it hanging while working. There are several mounting options and fixings, depending on the structure around the installation opening:

- Standard fixing for 13-16 mm structure (plasterboard, panel, furniture board)
- U24 fixing for 24 mm structure (double-layered plasterboard)
- Spring fixing for 8-24 mm structure (structure thickness varies on the sides of the opening)
- L-fixing for thick construction (screwed into concrete or stud from the inside of the opening)

Sound insulation of PML-dB magnetic hatches were tested according to SFS-EN ISO 10140-2 and ISO 717-1

PML2525dB / installation hole 200*200 - 46 dB Dn,e,w[dB]

PML6565dB / installation hole 600*600 - 43 dB Dn,e,w[dB]

Hatch names and dimensions of the installation opening in order: width * height

Title	EAN	Outer dimension (mm)	Installation hole (mm)	Fixings (pcs)	Weight ~ (kg)
PML1515dB	6430015482401	150*150	100*100	4	0,3
PML2020dB	6430015482418	200*200	150*150	4	0,4
PML2525dB	6430015482425	250*250	200*200	4	0,6
PML2535dB*		250*350	200*300	6	0,8
PML2550dB*		250*500	200*450	8	1,2
PML3030dB	6430015482432	300*300	250*250	6	0,9
PML3535dB	6430015482449	350*350	300*300	8	1,3
PML3545dB*		350*450	300*400	8	2,1
PML3555dB*		350*550	300*500	10	2,3
PML3565dB*		350*650	300*600	12	2,9
PML4040dB	6430015482456	400*400	350*350	8	1,7
PML4545dB	6430015482463	450*450	400*400	10	2,3
PML4565dB*		450*650	400*600	14	3,3
PML5050dB	6430015482470	500*500	450*450	12	2,9
PML5555dB	6430015482487	550*550	500*500	14	3,3
PML6060dB	6430015482494	600*600	550*550	16	4,0
PML6565dB	6430015482500	650*650	600*600	18	4,7
PML7070dB*	6430015482517	700*700	650*650	22	5,5

* Check availability

PAN / PANELABLE INSPECTION HATCH, TO paneled CEILING

Kiilax's hatch collection includes also a panelable version of inspection hatch. Extremely clean option e.g. to the ceilings of the bathrooms. Thanks to the hinge mechanism of our panelable inspection hatch, the hatch is easy to install and the cover can be coated with the surrounding material. The help of the spring-loaded hinge pins, removing the cover is effortless and the cover can be completely removed. The hatch can be opened in both directions, due to the openings in the hinge parts.

The standard sizes of panelable inspection hatches are suitable for use with panels with a 80–85 mm extension.

Material moisture-resistant MDF board.

Hinge parts and their fastening accessories are included in the package.

Special sizes available.

Hinges on the shorter side.

Title	EAN	MDF-frame size (mm)	Weight ~ (kg)
PAN30	6430015480469	320*325	0,8
PAN40	6430015480834	380*385	1,1
PAN50	6430015480476	480*487	1,3
PAN60		580*585	1,5



KPS / INSPECTION HATCH WITH PLASTERBOARD INLAY


At the request of our customers, a product outside the Kiilax-range has been added to our selection. Inspection hatch with an aluminum frame to be installed in a plasterboard structure. The hatch is equipped with push-up locks, so it is suitable for installation in both wall and ceiling structures. The hatch has a 12,5 mm thick, moisture-resistant plasterboard as a standard. The cover is equipped with hangers, and the cover can be completely removed if necessary. The seam of the hatch has a brush seal that isolates the movement of dust, air, sound and moisture.

Hatches are also available with other features and different structural thicknesses:

- EI30-, EI60-, EI90- and EI120-fire rated
- sound insulated (dB)
- locked
- to be tiled
- for plasterboard structures of different thicknesses
- for the stone structure.

Ask more about lockable, fire-rated, sound-insulated, tiling, as well as special dimensions and other structural thicknesses.

Title	EAN	Free space (mm)	Installation hole (mm)	Outer frame (mm)	Weight ~ (kg)
KPS2020	6430015482791	194*194	202*202	241*241	1,0
KPS3030	6430015482807	294*294	302*302	341*341	1,5
KPS4040	6430015482814	394*394	402*402	441*441	2,0
KPS5050	6430015482821	494*494	502*502	541*541	3,1
KPS6060	6430015482838	594*594	602*602	641*641	4,3



PPL / COVER PLATE, SCREW-FASTENED

The smooth and straight-edged sides, the structural matte color, and the finished, rounded corners make the Kilax cover plate a simple and clean solution to the top of the opening.

- Material hot-dip galvanized steel
- Material thickness 1,0 mm
- Powder-coated RAL9010, structure matt white
- Special sizes available
- Special colors available
- "The Key Flag symbol" (Made in Finland)

Title	EAN	Outer dimensions (mm)	Installation hole (mm)	Weight ~ (kg)
PPL1515	6430015481374	150*150	100*100	0,2
PPL2020	6430015481381	200*200	150*150	0,3
PPL2525	6430015481398	250*250	200*200	0,5
PPL3030	6430015481404	300*300	250*250	0,8
PPL3535	6430015481411	350*350	300*300	1,0
PPL4040	6430015481428	400*400	350*350	1,4
PPL4545	6430015481435	450*450	400*400	1,7
PPL5050	6430015481442	500*500	450*450	2,2
PPL5555	6430015481459	550*550	500*500	2,5





WATERPROOFING THRESHOLDS & CORNER PROTECTION PROFILES

With Kiilax's popular threshold sets, you can finish the doorways of wet rooms neatly, without compromising on safety. The plywood strip included in the package reaches from "post to post", so that the waterproofing continues as a single unit at the wall, floor and the flood threshold entering the doorway. The metal profile of the threshold installed on top of the plywood strip is also of the same size, so that moisture does not easily affect the frame or surface moldings. The threshold is notched into the door frame, so the seam between the threshold and the frame remains neat.

Also available in several other profiles and details, for example:

- threshold with the width of door-frame
- accessible threshold (accessibility requirement max. 20 mm of height)
- threshold with different/multi level

Tailor-made solutions and profiles also available. Ask more.

Threshold dimensions in order: height * width * length

THRESHOLDS, STAINLESS STEEL

Title	EAN	Dimensions (mm)	Weight ~ (kg)
RST-K7	6430015482142	25*35*720	0,8
RST-K8	6430015482159	25*35*820	0,9
RST-K8E*		12/25*35*820	0,8
RST-K9	6430015480681	25*35*920	1,0
RST-K9E	6430015482166	12/25*35*920	0,9
RST-K9LEV	6430015482166	25*92*920	2,5
RST-K9EST	6430015483293	19*35*920	0,9
RST-K10	6430015481541	25*35*1020	1,1
RST-K10E*		12/25*35*1020	1,0
RST-K1480*		25*35*1480	1,6

* Check availability

THRESHOLDS, ALUMINUM


Title	EAN	Dimensions (mm)	Weight ~ (kg)
ALU-K9	6430015482999	25*35*920	0,9
ALU-K10	6430015483002	25*35*1020	1,0
ALU-K15	6430015483187	25*35*1520	1,5

CORNER PROTECTION LIST, STAINLESS STEEL

The outer corners of doorways, staircases and passageways are very sensitive to external impacts. Outer corner protection list made of stainless steel protects the corners for a long time and efficiently. The ready-made sides bend against the installation surface, so the metal edges do not pose a risk of causing damage by sticking out of the wall surface. Stainless steel is extremely durable and easy to keep clean. Exterior corner moldings are used in both public and private locations.

Ask more about special dimensions and other profiles.

Title	EAN	Dimensions (mm)	Weight ~ (kg)
RKL30P	6430015480537	30*30*2970	1,4





BUILDING WEDGES & MOUNTING SPACERS

BUILDING WEDGES


The popular Kilax construction wedges are suitable for many purposes, depending on the application. Multi-purpose and work-safe construction wedges are standard equipment, e.g. in the installation of doors and windows. For example, according to the instructions, exterior doors should still be supported and adjusted with wedges in addition to polyurethane.

Wedges are also suitable, for example, for adjusting expansion joints between floor materials and walls. The construction wedges are made of moisture-resistant and non-toxic chipboard. A construction wedge made of chipboard breaks easily from the hitting surface, so the waste part of the wedge can be easily removed. Chipboard also has good compressive strength.

There is also a plywood versions of Kilax construction wedges. Construction wedges made of M1 emission-classified spruce plywood are also suitable for more demanding use. Due to the cross-glued veneers, the plywood wedge is extremely durable, and withstands, for example, the use of a hammer when straightening various studs and timber. Construction wedges made of spruce plywood do not crack like traditional ones sawn and made from wood. Ready-made and precisely measured construction wedges are also safe for work.

Size in order: thickness * width * length

Title	Material	EAN	Size (mm)	Packet size	Weight ~ (kg)	Sales batch
K20	chipboard	6430015480018	1/13*35*150	20 pcs/pkg	0,5	48 pkg
K200	chipboard	6430015480025	1/13*35*150	200 pcs/box	5,5	1 box
K500	chipboard	6430015481503	1/13*35*150	500 pcs/box	14,0	1 box
KMINI	chipboard	6430015480032	2/13*35*50	50 pcs/pkg	0,5	20 pkg
KHAVU200	spruce plywood	6430015483309	1/13*35*150	200 pcs/box	4,0	1 box
KHAVU500	spruce plywood		1/13*35*150	500 pcs/box	10,0	1 box
KHAVUPAKSU	spruce plywood		1/28*40*150	~275 pcs/sack	14,0	1 sack





MOUNTING SPACERS, BIRCH PLYWOOD

Multi-purpose mounting spacers made of birch plywood are suitable for many uses in various installation and repair needs. The mounting spacer can be used, for example, as a platform piece, to correct the studs or timber, or even as a gap interpreter when installing sauna boards. Cross-glued birch plywood is a very durable material that does not crack when screwing or nailing. Installation pieces sawn ready to measure are easy to use and work safe. Material M1-emission classified birch plywood.

Special sizes also available.

Small package:

Title	EAN	Size (mm)	Packet size	Weight ~ (kg)
ASP451	6430015480582	4*50*100	~35 pcs	0,5
ASP651	6430015480599	6,5*50*100	~23 pcs	0,5
ASP951	6430015480605	9*50*100	~16 pcs	0,5
ASP1251	6430015480612	12*50*100	~12 pcs	0,5

Sack packaging:

Title	EAN	Size (mm)	Packet size	Weight ~ (kg)
451	6430015480940	4*50*100	~1125 pcs	15,0
651	6430015480957	6,5*50*100	~700 pcs	15,0
951	6430015480964	9*50*100	~500 pcs	15,0
1251	6430015480971	12*50*100	~370 pcs	15,0
1551	6430015480988	15*50*100	~290 pcs	15,0
1851	6430015480995	18*50*100	~250 pcs	15,0
2151	6430015482203	21*50*100	~210 pcs	15,0





AIR SOURCE HEAT PUMP ENCLOSURES, CANOPIES & SUPPLIES

AIR SOURCE HEAT PUMP ENCLOSURE, METAL

Our protective enclosure, made of hot-dip galvanized steel, offer effortless and stylish protection for the outdoor units of air source heat pumps. These metal casings are extremely durable and easy to maintain cleanliness. The casing can be wall-mounted or placed on a ground stand. The ground stand mounting kit is sold separately. The package includes all necessary mounting accessories and installation instructions.

- Material hot-dip galvanized steel
- Powder-coated
- Horizontal ventilation
- No impact on pump efficiency
- Several color options
- "The Key Flag symbol" (Made in Finland)



Ask more about special sizes and colors.

Outer dimensions of the enclosure in order: width * height * depth

The dimensions of the roof and opening in order: width * depth

Title	Color	EAN	Outer dimensions (mm)	Roof and opening (mm)	Weight ~ (kg)
VAAKAMETV	White RR20/RAL9010	6430015482197	1050*700/800*560	1200*650 (opening 975*70)	25,0
VAAKAMETH	Grey RR23/RAL7024	6430015482944	1050*700/800*560	1200*650 (opening 975*70)	25,0
VAAKAMETM	Black RR33/RAL9005	6430015482937	1050*700/800*560	1200*650 (opening 975*70)	25,0
VAAKAMETP	Brick red RR750	6430015483354	1050*700/800*560	1200*650 (opening 975*70)	25,0
VAAKAMETVMED	White RR20/RAL9010	6430015483231	1250*900/1000*560	1400*650 (opening 1175*70)	30,0

SUPPLIES

With a separate mounting kit, standard-sized protective enclosures can be installed and attached to the outdoor unit on top of the ground stand. The fastening sets made of hot-dip galvanized steel are sized for standard-sized Kiilax protection enclosures, excluding the balcony model. The mounting kit is installed on the ground stand either from above or from the front, depending on the ground stand. In the parts of the fastening kit, both sides have perforations for fastening. It is recommended to verify the suitability for each ground stand.

Title	Product	EAN	Dimensions (mm)	Compatibility with (titles of enclosures)
MAAT	Installation set to ground stand	6430015480315	28*29*1058	VAAKAMETV / VAAKAMETH VAAKAMETM / VAAKAMETP
MAATMED	Installation set to ground stand, MEDIUM	6430015483248	28*29*1258	VAAKAMETVMED





AIR SOURCE HEAT PUMP ENCLOSURE, BALCONY-MODEL, METAL

From our range of protective enclosures, there's also a flat-roof model designed specifically for balconies or terraces. This balcony model enclosure comes with adjustable threaded legs, allowing for precise leveling. Our protective enclosures, made of hot-dip galvanized steel, offer effortless and stylish protection for the outdoor units of air heat pumps. The metallic enclosures are extremely durable and easy to keep clean. The enclosure also features wall-mounting points. The package includes the necessary mounting accessories and installation instructions.

- Material Hot-dip galvanized steel
- Powder-coated
- Horizontal venting
- Flat roof
- Adjustable legs
- No impact on pump efficiency
- Several color options
- "The Key Flag symbol" (Made in Finland)

Outer dimensions of the enclosure in order: width * height * depth

The dimensions of the roof opening in order: width * depth

Title	Color	EAN	Outer dimensions (mm)	Roof and opening (mm)	Weight ~ (kg)
VAAKAMETPV	White RR20/RAL9010	6430015482920	1000*700*585	1000*585 (opening 908*70)	23,0
VAAKAMETPH	Grey RR23/RAL7024	6430015483262	1000*700*585	1000*585 (opening 908*70)	23,0
VAAKAMETPM	Black RR33/RAL9005	6430015483279	1000*700*585	1000*585 (opening 908*70)	23,0






AIR SOURCE HEAT PUMP CANOPY, METAL

With Kiilax's protective canopy you can easily and elegantly protect the outdoor unit of air source heat pump. Protective canopy is suitable for use with the most common air source heat pumps designed for household use.

- Material hot-dip galvanized steel
- Powder-coated
- Several color options
- Easy to keep clean
- "The Key Flag symbol" (Made in Finland)

*The dimensions of the roof and openings in order: width * depth*

Title	Color	EAN	Roof and opening (mm)	Weight ~ (kg)
KATOS12V	White RR20/RAL9010	6430015483149	1200*650 (opening 975*70)	10,0
KATOS12H	Grey RR23/RAL7024	6430015483163	1200*650 (opening 975*70)	10,0
KATOS12M	Black RR33/RAL9005	6430015483170	1200*650 (opening 975*70)	10,0
KATOS14V	White RR20/RAL9010	6430015483156	1400*700 (opening 1175*70)	12,0





GROUND STAND WITH DEFROST WATER CONTROLLER

Kiilax ground stand is a sturdy and tidy solution for outdoor units installed on the ground. The legs of the ground stand are equipped with height adjustments, and additionally, the fasteners on the stand are adjustable to be compatible with the outdoor unit. The water controller can be easily installed and removed, thanks to the specially designed rails, facilitating maintenance and cleaning.

The products, made of hot-dip galvanized steel and powder-coated, are durable and long-lasting, without compromising on a refined appearance. The standard color for the ground stand and compatible water controller is RR20/RAL9010 white.

Title	Product	EAN	Dimensions (mm)
MTELINE	Ground stand	6430015483316	854*600*400
MTELINESET	Ground stand + water controller	6430015483330	854*600*400



DEFROST WATER CONTROLLER, METAL

The defrost water controller directs the defrost water of the outdoor unit away from the structures of the building. The metal defrost water controller is durable and easy to keep clean. The water controller can be installed in a standard model and size Kiilax protective enclosure directly, or alternatively on the wall, with wall brackets designed for the purpose. Wall bracket kits available separately.

NOTE!

The water controller cannot be installed in an enclosure if the enclosure is installed on a ground stand. This water controller is not compatible with the Kiilax's ground stand.

Water guide dimensions in order: width * depth * height

Title	Color	EAN	Dimensions (mm)	Weight ~ (kg)
VOHJAINV	White RR20/RAL9010	6430015483194	1030*430*230	4,3
VOHJAINH	Grey RR23/RAL7024	6430015483200	1030*430*230	4,3
VOHJAINM	Black RR33/RAL9005	6430015483217	1030*430*230	4,3



SUPPLIES

Title	Product	EAN	Compatibility with (titles of enclosures)
VOHJAINSRJ	Wall brackets for defrost water controller	6430015483316	VOHJAINV / VOHJAINH / VOHJAINM





PROTECTIVE ENCLOSURE, STAINLESS STEEL

With the Kiilax stainless steel protection case, you protect, for example, the fire department's dry lifts in a durable and neat way. Stainless steel is an extremely durable material and is easy to keep clean.

- Material stainless steel
- Material thickness 1.5 mm
- Equipped with a 10 mm triangle lock
- Durable
- Easy to install
- Special sizes available
- Special colors available
- "The Key Flag symbol" (Made in Finland)

*Enclosure's dimensions in order: width * height * depth*

Title	Product	Size (mm)
KUIVAPIENI	Protective enclosure stainless steel, SMALL	300*374*200
KUIVAISO	Protective enclosure stainless steel, LARGE	800*800*350



POLYMER-REINFORCED CORNER PROTECTION LISTS

AQUABEAD

Gyproc AquaBead 2700 mm is a polymer-reinforced corner bead strip for 90° external corners of gypsum board walls. It is exceptionally durable against impacts on corners.

AquaBead Flex Pro, on the other hand, is suitable for both external and internal corners. The roll packaging saves space and minimizes waste compared to long strips. With an easily transportable box, you can effortlessly bring AquaBead Flex Pro to the worksite, and the roll stays conveniently in its package. The cardboard-covered, polymer-reinforced corner bead strip is an effective solution for reinforcing and finishing external and internal corners. It can be bent from 0 to 180 degrees, thanks to the pre-fold in the center of the strip.

A unique feature of AquaBead corner beads is the easy attachment. With water-activated adhesive, work is quick and effortless. Simply moisten the adhesive surface by spraying, allow the adhesive to activate, and press the strip into place."

Single AQUA27's EAN 9002869578486

Title	EAN	Dimensions (mm)	Product	Weight ~ (kg)	Sales batch
AQUA27	9002869577571	43*43*2700	AquaBead 2700 mm	8,0	50 pcs
AQUAPRO	9002869613958	85*25000	AquaBead Flex Pro 25 m	1,8	1 roll





FURNITURE LIST/MOLDINGS & DRIP TRAY, ALUMINUM

FURNITURE LIST/MOLDINGS

The furniture list is designed to be used e.g. in the kitchen, to cover the expansion joint of the floor material that goes under the household appliances. The product is also perfectly suited for finishing home appliance recesses, in which case the end of the floor list can be left against the furniture list, in which case the floor list does not need to be finished or painted separately.

The rounding of the top edge of the furniture list corresponds to the standard floor list. The list can be easily shortened and modified to a suitable size, and it is suitable for use with both-handed.

Material 1,0 mm aluminum, powder-coated RAL9016 matt white.

Special sizes and colors available upon request.



Dimensions of the furniture list in order: width * height * length

Title	EAN	Dimensions (mm)	Weight ~ (kg)
PKL650	6430015481237	16*42*650	0,1

DRIP TRAY

The aluminum drip tray is lightweight and easy to handle. It's a simple and durable option to protect against water leaks underneath household appliances. The sides of the drip tray are perforated, allowing it to be conveniently secured to the surrounding structure. The tray's flat surface enables smooth and effortless placement and removal of the appliance. Due to its flat base and durable material, the drip tray stays firmly in place and doesn't roll away with the appliance.

The drip trays can be connected together using a specific connecting strip designed for this purpose. Thanks to this strip, any potential leaks will always flow to one side of the tray's interior, making it visible in front of the plinth.

Dimensions in order: width * depth * height

Title	EAN	Dimensions (mm)	Weight ~ (kg)
VA45	6430015482524	450*540*40	0,9
VA50	6430015482531	500*540*40	1,0
VA55*	6430015481879	550*540*40	1,1
VA60	6430015482548	600*540*40	1,2
VA80	6430015482555	800*540*40	1,5
VA100*	6430015482562	1000*540*40	1,9
VA120*	6430015482579	1200*540*40	2,1
VAL		520 mm	0,1

* Check availability





FURNITURE SUPPORT PLATES, OSB



The furniture support plate and its bracket are intended for use before attaching plasterboards, between the metal studs of partition walls. Designed for stud spacing, the custom-sized support plate is an easy-to-use, time-saving solution for supporting furniture during the partition wall phase. The bracket, made from thin steel, is attached to desired positions on the stud using strong pre-attached tape. Alternatively, the bracket can be screwed into the metal or wood stud.

A pre-cut 11,0 mm thick OSB board is placed in position, and the bracket's tabs are turned behind the board. When boarding, a screw is added at the support plate location.

- Material 11,0 mm OSB board
- Worksafe
- Easy to use
- Cost-effective
- Custom sizes available
- "The Key Flag symbol" (Made in Finland)

Also available in special sizes upon request.

Title	Product	Studs every... (mm)
KTK450SRJ	Furniture support plate OSB 11*150*405 + fixings 2 pcs	450
KTK600SRJ	Furniture support plate OSB 11*150*555 + fixings 2 pcs	600
KTK100	Furniture support plate fixings 100 pcs	-





STAIR PROTECTORS, PLYWOOD

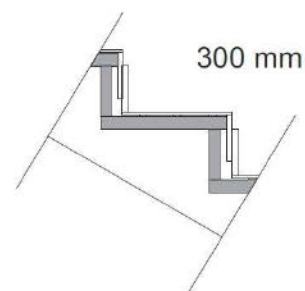
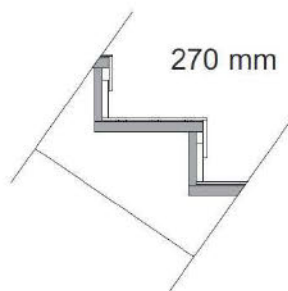
The mosaic surfaces of concrete element stairs have been in heavy use since the early stages of construction, which is why they need to be thoroughly protected. Stairs are often exposed to water, snow, paint, putty, as well as dust and other dirt. Well-protected stairs significantly reduce the need for repairs and costs in the final stages of construction. Plywood stair protectors are extremely durable and can be reused if the dimensions of the stair element are the same.

The rough wire surface of the stair protector is safe for work and holds well even when wet. The bottom of the stair protector has cushions, which lift the protector slightly off the mosaic surface. The air gap allows dust, moisture, and water to move between the protector and the concrete surface.

Stair protectors are manufactured according to the dimensions of the stair element, and they are tied together at the bottom and top of the element to create a comprehensive and functional unit. Custom-made stair protectors are also easy to install. We also manufacture stair protectors for spiral and custom-sized stairs.

Our standard protector is suitable for 1200 mm wide, straight and slanting plankless straight stairs with a depth of 300 mm. The same protector is also suitable for straight-plank stairs with a 270 mm depth, if the stair has a 20 mm toe space/drip edge, as shown in the example below. In these cases, the protector is installed in a different order. The rise of the step can vary between 110-190 mm.

INSTALLATION METHODS FOR 270 AND 300 MM DEEP STEPS



What information is needed for the design and implementation of protection?

- Element width
- Step depth
- Step up height
- Number of elements
- Number of step ups per element
- Thickness of the step plate
- Dimensions of the toe space (depth)
- Possible side beam (thickness).

Design and calculations are based on e.g. stair manufacturer's drawings.





OUTRIGGER PADS & BASE PLATES

OUTRIGGER PADS

Supporting baseplates made from 50 mm birch plywood are versatile and durable. By using ready-made base plates, you ensure safer lifting operations. Our base plates are robust and long-lasting.

- Standard color is red, otherwise according to the order
- Treated with wood preservative
- Metal plates at the corners, where company logos can be ordered
- We also manufacture base plates according to customer preferences, with alternative thicknesses of 30, 40, and 50 mm
- For particularly heavy-duty applications, we can manufacture special thick base plates, for example, by through-bolting
- Special sizes available

The base plates are fully customizable. As a standard feature, the base plate comes with a lifting wire on one side. Shapes or perforations can also be CNC-milled into the plates. Lifting wires can also be added to desired sides. If the support base plate sinks into the ground, the plastic-coated wires of the carrying handles remain upright, allowing the base plate to be lifted.


Title	Size (mm)	Weight ~ (kg)
TUKI400	50*400*400	5,6
TUKI500	50*500*500	8,8
TUKI600	50*600*600	12,6
TUKI700	50*700*700	16,7
TUKI750	50*750*750	19,1
TUKI800	50*800*800	22,4
TUKI900	50*900*900	28,7
TUKI1000	50*1000*1000	35,0
TUKI1200	50*1200*1200	50,4



BASEPLATES FOR SCAFFOLDING

By using ready-made baseplates e.g. in scaffolding, safe and fast installation work is ensured and time is saved. Scaffold baseplates are suitable for use under the support legs of various scaffolding, light lifting equipment and personal lifts. The material used is thick, approximately 27-32 mm, rough-surfaced (wire) birch plywood. Standard dimensions ~400*400 mm.

Title	Size (mm)	Weight ~ (kg)
TELIN	~400*400	3,5



4

CERTIFICATES

Quality and responsibility are the key points
to Kiilax's strategy and values.

ISO 9001:2015



ISO 14001:2015



ISO 45001:2018



PEFC ST 2002:2013, PEFC ST
2001:2008 v2



KILAX

Our steps are becoming more responsible day by day.

